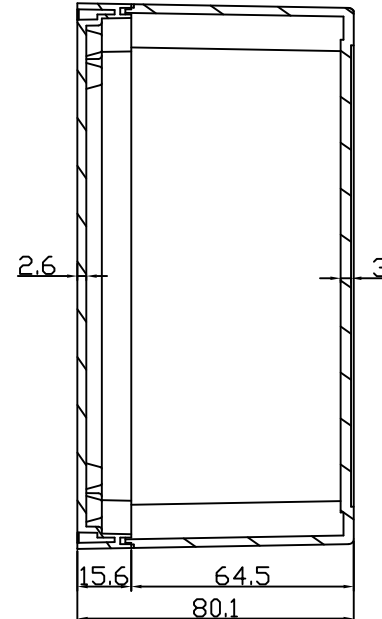
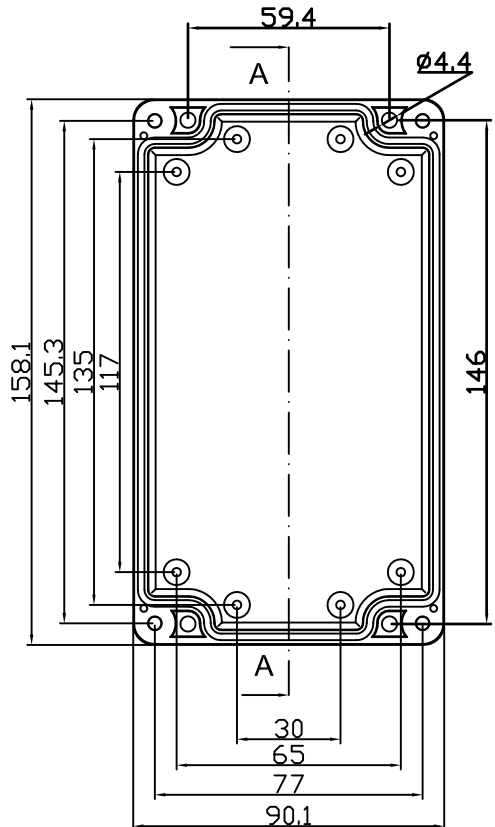
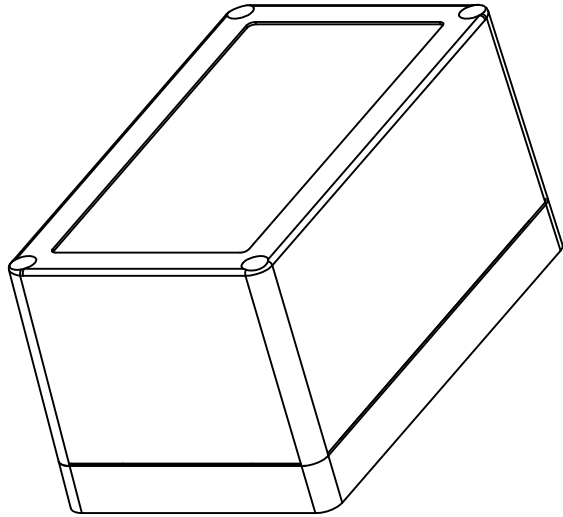



REVISION RECORD				
REV	ECD	DESCRIPTION	DRFT	CHKD



A-A



DETACHED LISTS			DRAWN	NAME	DATE		EVEREST WWW.EVERESTCASE.COM
	TOLERANCES EXCEPT AS NOTED		Kelvin	01/15/2015			
	MM		CHECKED				TITLE PW082
	.0 ± 0.3	±	ENG APPR.				
.00 ± 0.2	±	MATERIAL : ABS		QT'Y :		DRAWING NO. PW082	SIZE A4
.000 ± 0.1	±	ANGLS ± 5°		FINISH:		/PART NO. 00	REV
		FIRST ANGLE PROJECTION		SCALE : 1:1		DO NOT SCALE DRAWING	SHEET 1 OF 1